

Ideas and Strategies to use at Home

With very little effort, you can provide some really engaging and memorable spelling activities at home.



Use Scrabble letters to spell out words.



Create a collection of rocks with the alphabet painted on them to spell with.



Use a tray of sand to mark spellings in it.



A spurt of shaving cream spread out, then get spelling.



Use magnetic or plastic letters as a practical spelling resource.



Why not act out your spellings or give each word a memorable action.



Write the spellings out in alphabetical order.



Write the spellings on coloured notes, then stick them around the house. Spell when you see.



Use a printable paper keyboard to type spellings and practise your keyboard skills. Or use a computer to type spellings.



Get creative, use paints to write the spellings on some old wallpaper!



Grab some chalks and get outside in the fresh air! Mark the ground and spell!



Why not use your spellings to create a funny and interesting story!

Spelling Pyramids Activity


Spell your word in pyramid. Start with the first letter at the top, then the first and second underneath, then the first, second and third underneath, and so on.



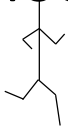
c
c a
c a r
c a r t

Stickman Spelling Activity

Write out your spellings and add stickmen to the word where possible.



football



Word Jumble Activity

Have your spellings at the ready.
When you are asked to spell the
word, simply tap each letter from
the jumbled alphabet below,

F

N

G

T

R

X

U

H

J

Q

D

M

C

W

L

Y

H

P

B

S

V

A

E

K

Z

O

Word Jumble Activity

Have your spellings at the ready.
When you are asked to spell the
word, simply tap each letter from
the jumbled alphabet below,

f

n

g

t

r

x

u

h

j

q

d

m

c

w

l

y

h

p

b

s

v

a

e

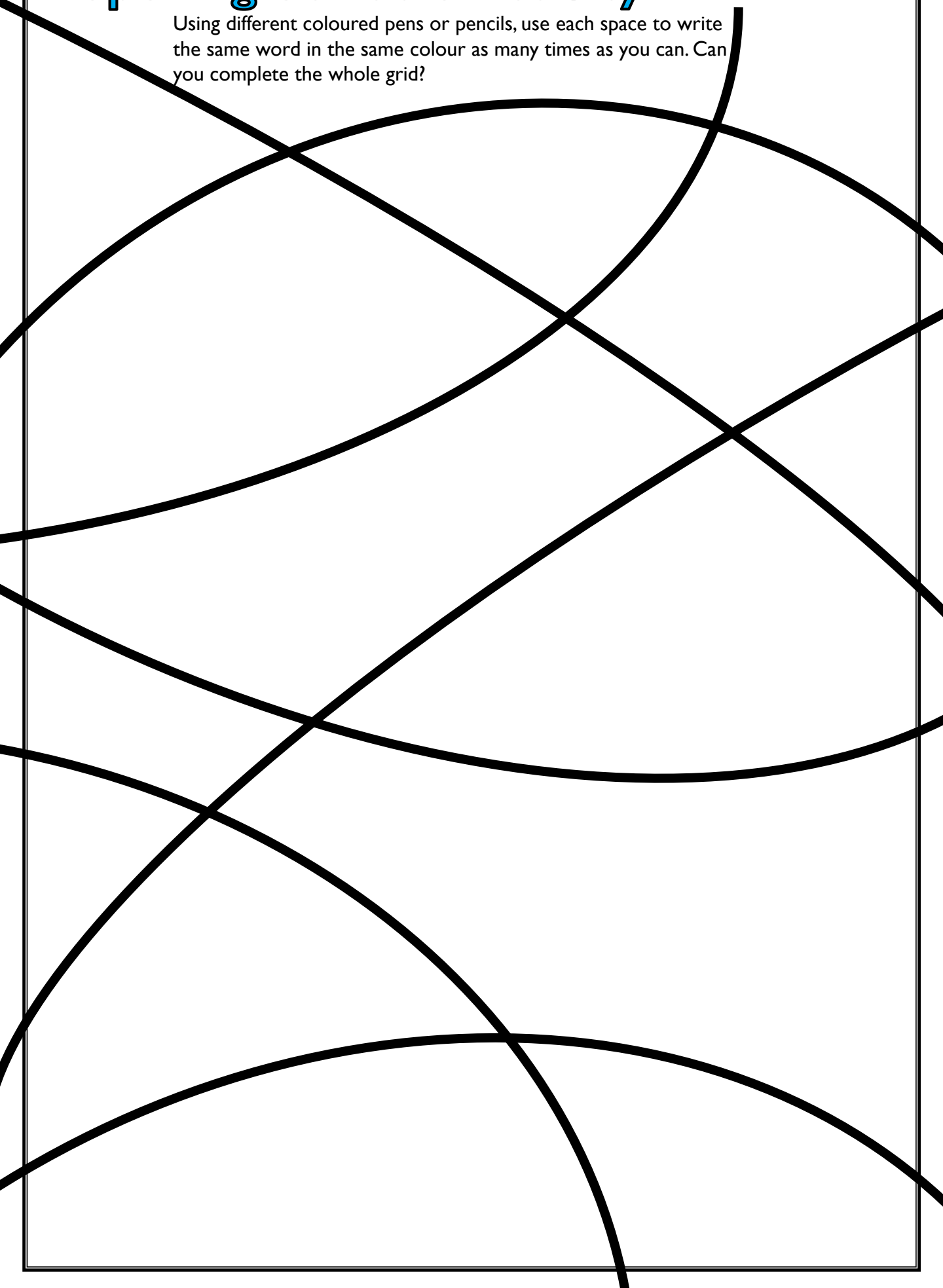
k

z

o

Spelling Scribble Activity

Using different coloured pens or pencils, use each space to write the same word in the same colour as many times as you can. Can you complete the whole grid?



Spelling Grid Activity


Using different coloured pens or pencils, use each space to write the same word in the same colour as many times as you can. Can you complete the whole grid?

Spelling Crossword Activity

Plot your words in the space below so that your words overlap, very much like in the game Scrabble.


Spelling Word Web Activity

Choose a word from your spelling list and then choose a segment of the web, then write your words in the same colour, becoming smaller and smaller as you get closer to the centre.



Symmetry Spelling Activity

Write your word on one side of the line, then flip it and write the mirror image of the word on the other side of the line. Practise spelling and symmetry.




Spelling Snake Activity

Complete the body of the snake by writing one word after another in a curved snake body fashion. Use different colours, repeat words if you need to and try to finish at the tail!



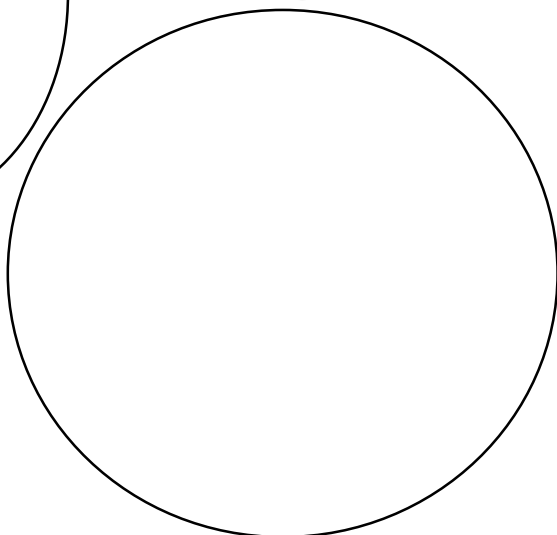
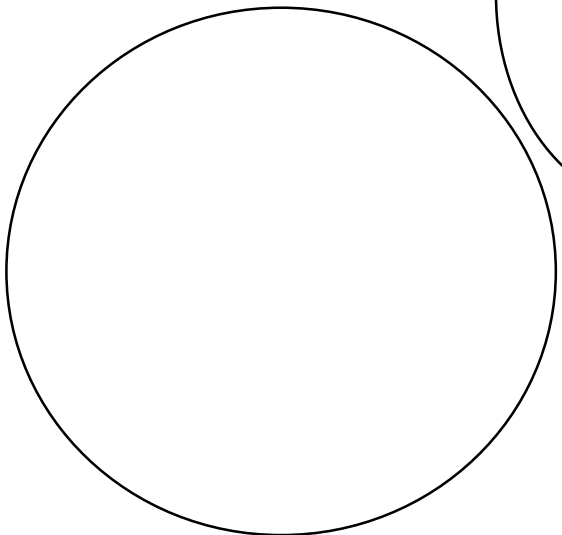
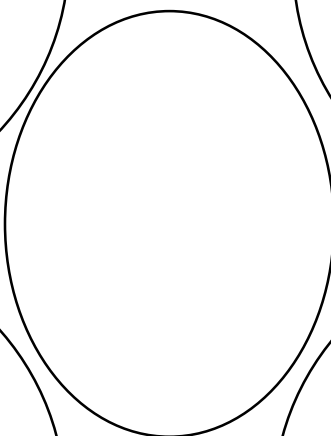


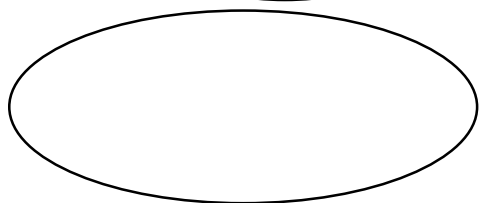
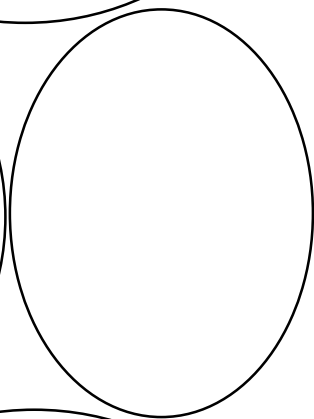
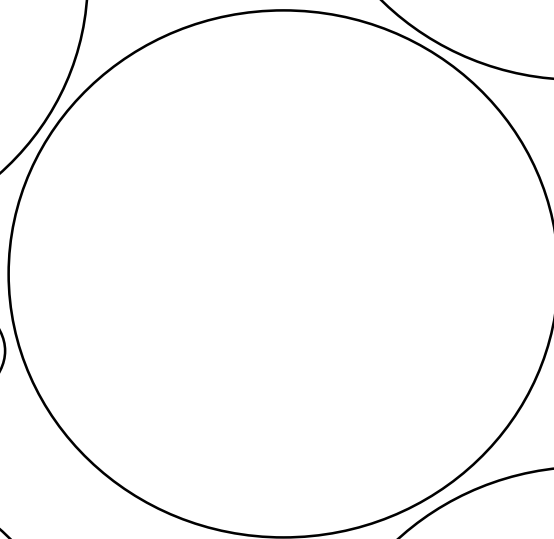


Spelling Snake Activity

Complete the body of the snake by writing one word after another in a curved snake body fashion. Use different colours, repeat words if you need to and try to finish at the tail! Use the dashed lined to guide you all the way to the end.



Rhyme Time Activity

Write one of your spelling words in a circle, then write as many other words that rhyme with it in the same circle.



Rhyme Time Activity

Write one of your spelling words in a circle, then write as many other words that rhyme with it in the same circle.

The worksheet contains ten dashed circles of various sizes and orientations, arranged in a non-uniform pattern. The circles are intended for students to write a spelling word in one and then list other words that rhyme with it in the same circle. The circles are distributed across the page, with some overlapping slightly. The largest circles are at the top left and top right, while smaller ones are scattered in the middle and bottom sections.


Rhyme Time Activity

Write one of your spelling words in a circle, then write as many other words that rhyme with it in the same circle.

The page contains ten dashed circles of various sizes and orientations, arranged in a cluster. These circles are intended for a writing activity where students write a spelling word in one circle and then write other words that rhyme with it in the same circle.

Small and Smaller Activity

Fill in the grid with your spellings. Choose one word and repeat it in the outside rectangle. Then choose another word and fill in the next rectangle. Continue on to the centre.



Small and Smaller Activity

Fill in the grid with your spellings. Choose one word and repeat it in the outside rectangle. Then choose another word and fill in the next rectangle. Continue on to the centre.

