

Changing Me

Puzzle Map - F2 (Reception) - Ages 4-5


Puzzle Outcome

Help me fit together the six pieces of learning about Changing Me to create the Tree of Change (see Piece 2)

Weekly Celebration	Pieces	Learning Intentions	Resources
Understand that everyone is unique and special	1. My Body	I can name parts of the body	Large paper big enough to fit the outline of a child on Post-its or labels of body parts Book: 'Look Inside Your Body' by Louie Stowell Jigsaw Jenie Jigsaw Jerrie Cat Jigsaw Chime
Can express how they feel when change happens	2. Respecting My Body	I can tell you some things I can do and foods I can eat to be healthy	Jigsaw Song sheet: 'Make a Good Decision' Selection of pictures that show healthy/less healthy activities/food 2 containers/hoops for sorting Magazines/food leaflets for child-initiated Paper Jigsaw Jenie Jigsaw Jerrie Cat Jigsaw Chime
Understand and respect the changes that they see in themselves	3. Growing Up	I understand that we all grow from babies to adults	Jigsaw Song sheet: 'A New Day' Book: 'Tell Me What It's Like To Be Big', by Joyce Dunbar Book: 'I Wonder Why Kangaroos Have Pouches', by Jenny Wood Picture cards showing different developmental stages of life ranging from baby to elderly (Teachers to find more) Jigsaw Jenie Jigsaw Jerrie Cat Jigsaw Chime
Understand and respect the changes that they see in other people	4. Fun and Fears Part 1	I can express how I feel about moving to Year 1	Jigsaw Song sheet: 'A New Day' Book: 'The Huge Bag of Worries' by Virginia Ironside Book: 'I Wonder Why Kangaroos Have Pouches', by Jenny Wood Book: 'The Very Hungry Caterpillar', by Eric Carle Box or bag for worries/looking forward to ideas Jigsaw Jenie Jigsaw Jerrie Cat Jigsaw Chime
Know who to ask for help if they are worried about change	5. Fun and Fears Part 2	I can talk about my worries and/or the things I am looking forward to about being in Year 1	Jigsaw Jenie Music Jigsaw Jerrie Cat Jigsaw Chime
Are looking forward to change	6. Celebration	I can share my memories of the best bits of this year in Reception	Paper A special box Jigsaw Jenie Jigsaw Jerrie Cat Jigsaw Chime

Puzzle 6 - Changing Me

Puzzle Map - Ages 5-6




Puzzle Outcome

Help me fit together the six pieces of learning about Changing Me to create the Tree of Change display
Piece 5 Flowers

Weekly Celebration	Pieces	PSHE learning intention	Social and emotional development learning intention	Resources
Understand that everyone is unique and special	1. Life cycles	I am starting to understand the life cycles of animals and humans	I understand that changes happen as we grow and that this is OK	Jigsaw Jack, Find your pair cards, Jigsaw Chime, 'Calm Me' script, Jigsaw Song: A New Day, Teacher's photos:, series of photos from baby to adult, YouTube clip of frog's lifecycle (teacher to source), Life cycle cards, Jigsaw Journals, My Jigsaw Learning, Jigsaw Jerrie Cat.
Can express how they feel when change happens	2. Changing Me	I can tell you some things about me that have changed and some things about me that have stayed the same	I know that changes are OK and that sometimes they will happen whether I want them to or not	Jigsaw Chime, 'Calm Me' script, Jigsaw Jack, Life cycle cards, Paper for concertina booklets, Jigsaw Journals, My Jigsaw Learning, Jigsaw Jerrie Cat.
Understand and respect the changes that they see in themselves	3. My Changing Body	I can tell you how my body has changed since I was a baby	I understand that growing up is natural and that everybody grows at different rates	Jigsaw Chime, 'Calm Me' script, Jigsaw Song: 'A New Day', Jigsaw Jack, Baby photo of the teacher, Baby photos brought in by the children in a box, Jigsaw Journals, My Jigsaw Learning, Jigsaw Jerrie Cat.
Understand and respect the changes that they see in other people	4. Boys' and Girls' Bodies	I can identify the parts of the body that make boys different to girls and can use the correct names for these: penis, testicles, vagina, vulva, anus	I respect my body and understand which parts are private	Jigsaw Jack, Jigsaw Chime, 'Calm Me' script, Male/female animal PowerPoint, PE hoops or flipchart paper, Body parts cards, PowerPoint of body parts, Jigsaw Journals, My Jigsaw Learning, Jigsaw Jerrie Cat.
Know who to ask for help if they are worried about change	5. Learning and Growing Puzzle Outcome: Piece 5 Flowers	I understand that every time I learn something new I change a little bit	I enjoy learning new things	Jigsaw Song: 'A New Day', Jigsaw Jack, Jigsaw Chime, 'Calm Me' script, Picture cards, Flower shape and petals for flipchart, Flower templates, Jigsaw Journals, My Jigsaw Learning, Jigsaw Jerrie Cat.
Are looking forward to change	6. Coping with Changes Assessment Opportunity ★	I can tell you about changes that have happened in my life	I know some ways to cope with changes	Jigsaw Chime, 'Calm Me' script, Story and PowerPoint: 'All change for Jack', Jigsaw Jack, Bag of items for Changes Game e.g. baby item, a piece of school uniform, holiday item, name of next teacher etc., Jigsaw Journals, My Jigsaw Learning, Certificates, Jigsaw Jerrie Cat.

Puzzle 6 - Changing Me

Puzzle Map - Ages 6-7



Puzzle Outcome

Help me fit together the six pieces of learning about Changing Me to create the Tree of Change display
(Pieces 2 and 6: Leaf Mobile)

Weekly Celebration	Pieces	PSHE learning intention	Social and emotional development learning intention	Resources
Understand that everyone is unique and special	1. Life Cycles in Nature	I can recognise cycles of life in nature	I understand there are some changes that are outside my control and can recognise how I feel about this	Find your pair cards, Jigsaw Jo, Jigsaw Chime, 'Calm Me' script, PowerPoint slides of seasonal changes, PowerPoint of lifecycle images, Jigsaw Journals, My Jigsaw Learning, Jigsaw Jerrie Cat.
Can express how they feel when change happens	2. Growing from Young to Old	I can tell you about the natural process of growing from young to old and understand that this is not in my control	I can identify people I respect who are older than me	Jigsaw Chime, 'Calm Me' script, Jigsaw Jo, PowerPoint - young to old, Photos from home, Card leaf templates A4 size - one per child, Jigsaw Journals, My Jigsaw Learning, Jigsaw Jerrie Cat.
Understand and respect the changes that they see in themselves	3. The Changing Me	I can recognise how my body has changed since I was a baby and where I am on the continuum from young to old	I feel proud about becoming more independent	Jigsaw Jo, Jigsaw Chime, 'Calm Me' script, Timeline labels: Baby, Toddler, Child, Teenager, Adult, A box or bag of collected items to represent different stages of growing up (see below for details), Timeline template, Jigsaw Journals, My Jigsaw Learning, Jigsaw Jerrie Cat.
Understand and respect the changes that they see in other people	4. Boys' and Girls' Bodies	I can recognise the physical differences between boys and girls, use the correct names for parts of the body (penis, anus, testicles, vagina, vulva) and appreciate that some parts of my body are private	I can tell you what I like/don't like about being a boy/girl	Jigsaw Jo, Jigsaw Chime, 'Calm Me' script, Body parts cards (2 sets so you have duplicates of some cards), A bag or laundry-type basket containing a collection of girls' and boys' clothes including underwear and swim suits, Flip chart, Jigsaw Journals, My Jigsaw Learning, Jigsaw Jerrie Cat.
Know who to ask for help if they are worried about change	5. Assertiveness	I understand there are different types of touch and can tell you which ones I like and don't like	I am confident to say what I like and don't like and can ask for help	Jigsaw Chime, 'Calm Me' script, Jigsaw Jo, Feely bag 1 (containing e.g. pebble, sandpaper, Playdoh, fur, velvet, pine cone, plastic dinosaur toy and any other suitable objects), Feely bag 2 (containing soft material like velvet, satin or silk, a soft toy) Poem: 'What about you?', Jigsaw Journals, My Jigsaw Learning, Jigsaw Jerrie Cat.
Are looking forward to change	6. Looking Ahead Assessment Opportunity ★	I can identify what I am looking forward to when I move to my next class	I can start to think about changes I will make when I am in Year 3 and know how to go about this	Jigsaw Jo, Jigsaw Chime, 'Calm Me' script, Card leaf templates on A4, PowerPoint slide of leaf mobile instructions, Jigsaw Journals, My Jigsaw Learning, Certificates, Jigsaw Jerrie Cat.

Puzzle 6 - Changing Me

Puzzle Map - Ages 7-8



Puzzle Outcome

Help me fit together the six pieces of learning about Changing Me to create the Tree of Change display
 Piece 6: Ribbon Mobiles

Weekly Celebration	Pieces	PSHE learning intention	Social and emotional development learning intention	Resources
Understand that everyone is unique and special	1. How Babies Grow	I understand that in animals and humans lots of changes happen between birth and growing up, and that usually it is the female who has the baby	I can express how I feel when I see babies or baby animals	Jigsaw Chime, 'Calm Me' script, Baby/mother pair cards, PowerPoint of baby animal pictures, Jigsaw Jino, Mini-whiteboards and pens (or paper and pens), Jigsaw Journals, My Jigsaw Journey, Jigsaw Jerrie Cat.
Can express how they feel when change happens	2. Babies	I understand how babies grow and develop in the mother's uterus I understand what a baby needs to live and grow	I can express how I might feel if I had a new baby in my family	Jigsaw Chime, 'Calm Me' script, Baby PowerPoint slide, Mini-whiteboards/ pens (or paper and pens), Baby growing PowerPoint, Jigsaw Journals, My Jigsaw Journey, Jigsaw Jino, Jigsaw Jerrie Cat.
Understand and respect the changes that they see in themselves	3. Outside Body Changes	I understand that boys' and girls' bodies need to change so that when they grow up their bodies can make babies I can identify how boys' and girls' bodies change on the outside during this growing up process	I recognise how I feel about these changes happening to me and know how to cope with those feelings	Jigsaw Chime, 'Calm Me' script, Outline figure of a body on large flipchart paper, Set of Body Change cards, PowerPoint slides: Body Changes, My Life, My Changes' sheet, Jigsaw Journals, My Jigsaw Journey, Jigsaw Jino, Jigsaw Jerrie Cat.
Understand and respect the changes that they see in other people	4. Inside Body Changes	I can identify how boys' and girls' bodies change on the inside during the growing up process and can tell you why these changes are necessary so that their bodies can make babies when they grow up	I recognise how I feel about these changes happening to me and know how to cope with these feelings	Parent/Child pairs cards (from lesson/Piece 1), Jigsaw Chime, 'Calm Me' script, PowerPoint slides: Body Changes from Piece (lesson) 3, PowerPoint slides: Changes on the inside, Animations (moving diagrams): Male and Female Reproductive Systems, 'The Great Growing Up Adventure' sheet, Jigsaw Journals, Post-it notes/small slips of paper, Jigsaw Jino, Jigsaw Jino's post box, My Jigsaw Journey, Jigsaw Jerrie Cat.
Know who to ask for help if they are worried about change	5. Family Stereotypes	I can start to recognise stereotypical ideas I might have about parenting and family roles	I can express how I feel when my ideas are challenged and might be willing to change my ideas sometimes	Charades cards, Jigsaw Jino, Jigsaw Chime, 'Calm Me' script, Task card resource sheet, Flipchart paper/pens, Jigsaw Journals, My Jigsaw Journey, Jigsaw Jerrie Cat.
Are looking forward to change	6. Looking Ahead Assessment Opportunity ★ Puzzle Outcome: Ribbon Mobiles	identify what I am looking forward to when I move to my next class	start to think about changes I will make next year and know how to go about this	Jigsaw Jino, Jigsaw Chime, 'Calm Me' script, PowerPoint slide for 'Ribbon mobiles', Wooden batons/sticks, Different coloured paper strips (6 per child), Tape, Jigsaw Journals, My Jigsaw Journey, Certificates, Jigsaw Jerrie Cat.

Puzzle 6 - Changing Me

Puzzle Map - Ages 8-9



Puzzle Outcome

Help me fit together the six pieces of learning about Changing Me to create the Tree of Change display
 Piece 4: Circles of Change

Weekly Celebration	Pieces	PSHE learning intention	Social and emotional development learning intention	Resources
Understand that everyone is unique and special	1. Unique Me	I understand that some of my personal characteristics have come from my birth parents and that this happens because I am made from the joining of their egg and sperm	I appreciate that I am a truly unique human being	Jigsaw Jaz, Jigsaw Chime, 'Calm Me' script, Kitten and cat cards, Photo of teacher with parents, 'Parents and children' templates, Jigsaw Jaz's post box (teacher to make), Jigsaw Journals, My Jigsaw Journey, Jigsaw Jerrie Cat.
Can express how they feel when change happens	2. Having a Baby	I can correctly label the internal and external parts of male and female bodies that are necessary for making a baby	I understand that having a baby is a personal choice and can express how I feel about having children when I am an adult	Making Things cards, Jigsaw Chime, 'Calm Me' script, Jigsaw Jaz, Flashcard pictures of sperm and egg, PowerPoint slides - Changes on the inside, Animation: The Female Reproductive System, Printed copies of PowerPoint slides, Jigsaw Journals, My Jigsaw Journey, Jigsaw Jaz's Post box (from last lesson), Jigsaw Jerrie Cat.
Understand and respect the changes that they see in themselves	3. Girls and Puberty	I can describe how a girl's body changes in order for her to be able to have babies when she is an adult, and that menstruation (having periods) is a natural part of this	I have strategies to help me cope with the physical and emotional changes I will experience during puberty	How do I feel about puberty?' cards, Jigsaw Chime, 'Calm Me' script, A 'bag of tricks' – a mystery bag containing a collection of items relating to puberty and growing up- see lesson plan for suggestions, Animation: The Female Reproductive System, PowerPoint slide of internal female organs, Sets of Menstruation Cards for card-sort and/ or sticking into Jigsaw Journals, Jigsaw Journals, Jigsaw Jaz, Jigsaw Jaz's post box, My Jigsaw Journey, Jigsaw Jerrie Cat.
Understand and respect the changes that they see in other people	4. Circles of Change Puzzle Outcome: Circles of Change	I know how the circle of change works and can apply it to changes I want to make in my life	I am confident enough to try to make changes when I think they will benefit me	Jigsaw Song: 'A New Day', Jigsaw Jaz, Jigsaw Chime, 'Calm Me' script, Season tree pictures, Sofia and Levi PowerPoint, Circle of Change diagram/template, Split pins, Cardboard arrows, Jigsaw Journals, My Jigsaw Journey, Jigsaw Jerrie Cat.
Know who to ask for help if they are worried about change	5. Accepting Change	I can identify changes that have been and may continue to be outside of my control that I learnt to accept	I can express my fears and concerns about changes that are outside of my control and know how to manage these feelings positively	Emotions cards, PowerPoint slides of environmental change, Change Scenario cards, Jigsaw Chime, 'Calm Me' script, Jigsaw Journals, My Jigsaw Journey, Jigsaw Jerrie Cat.
Are looking forward to change	6. Looking Ahead Assessment Opportunity ★	I can identify what I am looking forward to when I move to a new class	I can reflect on the changes I would like to make next year and can describe how to go about this	Jigsaw Jaz, Jigsaw Chime, The same objects used for the 'Bag of Tricks' activity in lesson 3, laid out on a tray or the floor, A piece of cloth, 'Calm Me' script, Jigsaw Jaz's post box, Circle of Change templates, Jigsaw Journals, My Jigsaw Journey, Certificates, Jigsaw Jerrie Cat.

Puzzle 6 - Changing Me

Puzzle Map - Ages 9-10




Puzzle Outcome

Help me fit together the six pieces of learning about Changing Me to create the Tree of Change display
 Piece 5: Change Cards

Weekly Celebration	Pieces	PSHE learning intention	Social and emotional development learning intention	Resources
Understand that everyone is unique and special	1. Self and Body Image	I am aware of my own self-image and how my body image fits into that	I know how to develop my own self esteem	Jigsaw Chime, 'Calm Me' script, Jigsaw Jez, Self-image cards, Emoji face classroom labels, Airbrushed images (teacher sourced), PowerPoint slide 'Self-image prompts', Frame card template, Jigsaw Journals, My Jigsaw Journey, Jigsaw Jerrie Cat.
Can express how they feel when change happens	2. Puberty for Girls	I can explain how a girl's body changes during puberty and understand the importance of looking after yourself physically and emotionally	I understand that puberty is a natural process that happens to everybody and that it will be ok for me	Jigsaw Chime, 'Calm Me' script, Jigsaw Jez, PowerPoint slides of male and female bodies, Animation: The Female Reproductive System, Menstruation Card Match, A range of sanitary products, The Great Growing Up Adventure resource sheet, A set of Menstruation Worries cards If available: some examples of published information leaflets about puberty, Jigsaw Jez's Private Post Box (teacher to make), Jigsaw Journals, My Jigsaw Journey, Jigsaw Jerrie Cat.
Understand and respect the changes that they see in themselves	3. Puberty for boys	I can describe how boys' and girls' bodies change during puberty	I can express how I feel about the changes that will happen to me during puberty	Tennis ball, Jigsaw Chime, 'Calm Me' script, Puberty: Points of View statements, Agree and Disagree labels, Animation: The Male Reproductive System, PowerPoint slide: Male organs, Boys 'n' Puberty Quiz - either single sheets or cut up into sets of cards, Materials as necessary to produce a colourful information leaflet or PowerPoint presentation, If available: some examples of published information leaflets about puberty, Jigsaw Journals, Jigsaw Jez's post box, My Jigsaw Journey, Jigsaw Jez, Jigsaw Jerrie Cat.
Understand and respect the changes that they see in other people	4. Conception	I understand that sexual intercourse can lead to conception and that is how babies are usually made I also understand that sometimes people need IVF to help them have a baby	I appreciate how amazing it is that human bodies can reproduce in these ways	Relationships Cards, Jigsaw Chime, 'Calm Me' script, Jigsaw Jez, Animations: The Female Reproductive System and The Male Reproductive System, Having A Baby, Diamond 9 cards, PowerPoint slides: A Baby in the Womb, The Truth About Conception and Pregnancy card sort – statements, true/false cards, explanation cards, Jigsaw Journals, My Jigsaw Journey, Jigsaw Jez's post box, Jigsaw Jerrie Cat.
Know who to ask for help if they are worried about change	5. Looking Ahead 1 Puzzle Outcome: Change Cards	I can identify what I am looking forward to about becoming a teenager and understand this brings growing responsibilities (age of consent)	I am confident that I can cope with the changes that growing up will bring	Jigsaw Song sheet: 'A New Day', Jigsaw Chime, 'Calm Me' script, Jigsaw Jez, Selection of pages from teen magazines, Flip chart paper, Paper or card for card designs, Jigsaw Journals, My Jigsaw Journey, Jigsaw Jerrie Cat.
Are looking forward to change	6. Looking Ahead 2	I can identify what I am looking forward to when I move to my next class.	I can start to think about changes I will make next year and know how to go about this.	Jigsaw Chime, 'Calm Me' script, Jigsaw Jez, Spinning top template, Circle of Change template, Jigsaw Journals, My Jigsaw Journey, Certificates, Jigsaw Jerrie Cat.

Puzzle 6 - Changing Me

Puzzle Map - Ages 10-11



Puzzle Outcome

Help me fit together the six pieces of learning about Changing Me to create the Tree of Change display
 Piece 6: T-shirts

Weekly Celebration	Pieces	PSHE learning intention	Social and emotional development learning intention	Resources
Understand that everyone is unique and special	1. My Self Image	I am aware of my own self-image and how my body image fits into that	I know how to develop my own self esteem	Classroom labels (letter A- D), 'Time and Money' PowerPoint slides, Facts About Fashion PowerPoint slide, Jigsaw Chime, 'Calm me' script, Flip chart and pens, Unhelpful/helpful resource, Jigsaw Journals, My Jigsaw Journey, Jigsaw Jerrie Cat.
Can express how they feel when change happens	2. Puberty	I can explain how girls' and boys' bodies change during puberty and understand the importance of looking after yourself physically and emotionally	I can express how I feel about the changes that will happen to me during puberty	Growing-Up Bingo cards, Jigsaw Chime, 'Calm Me' script, Puberty Flashcards, PowerPoint slides of male and female organs, PowerPoint slides: female and male body changes, Animation: Female and Male Reproductive Systems, Puberty Truth or Myth cards, enough for each working group to have one complete set, Boy worries / Girl worries cards, Teacher notes page (Boy/Girl worries), Advice on personal hygiene for teens (can be from leaflets or sourced online by the TEACHER for appropriateness), Blank paper, Jigsaw Gem's Private Post Box, Jigsaw Journals, My Jigsaw Journey, Jigsaw Jerrie Cat.
Understand and respect the changes that they see in themselves	3. Babies: Conception to Birth Assessment Opportunity 🍷	I can describe how a baby develops from conception through the nine months of pregnancy, and how it is born	I can recognise how I feel when I reflect on the development and birth of a baby	Tennis ball, Jigsaw Chime, 'Calm Me' script, Jigsaw Gem, PowerPoint slides of a baby developing in the womb, A set of 'Baby Can...' cards, cut up and shuffled, Animations: Female and Male Reproductive Systems, From Conception to Birth resource sheet, Conception to Birth card sort template, Jigsaw Journals, My Jigsaw Journey, Jigsaw Jerrie Cat.
Understand and respect the changes that they see in other people	4. Boyfriends and Girlfriends	I understand how being physically attracted to someone changes the nature of the relationship and what that might mean about having a girlfriend/boyfriend	I understand that respect for one another is essential in a boyfriend/girlfriend relationship, and that I should not feel pressured into doing something I don't want to	Jigsaw Chime, 'Calm Me' script, Jigsaw Gem, Should I / Shouldn't I? resource, Diamond 9 Cards, Jigsaw Journals, My Jigsaw Journey, Jigsaw Jerrie Cat.
Know who to ask for help if they are worried about change	5. Real self and ideal self	I am aware of the importance of a positive self-esteem and what I can do to develop it	I can express how I feel about my self-image and know how to challenge negative 'body-talk'	Jigsaw Chime, 'Calm me' script, Cosmetic items: a tube of toothpaste, a hair product for men, an item of make-up, PowerPoint slides 'Ideal bodies', 'Real' self/'ideal' self templates – 2 copies per child, Different coloured pens, Jigsaw Journals, My Jigsaw Journey, Jigsaw Gem, Jigsaw Jerrie Cat.
Are looking forward to change	6. The Year Ahead	I can identify what I am looking forward to and what worries me about the transition to secondary school /or moving to my next class.	I know how to prepare myself emotionally for the changes next year.	Jigsaw Gem, Jigsaw Chime, 'Calm Me' script, PowerPoint slide - Bungee run, Paper and pens, Optional: Blank T-shirts, Optional: Fabric pens, Jigsaw Journals, My Jigsaw Journey, Certificates, Jigsaw Jerrie Cat.